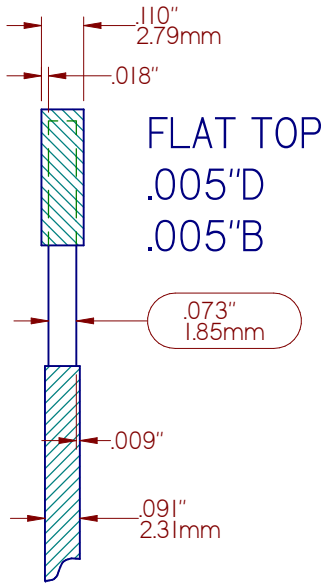
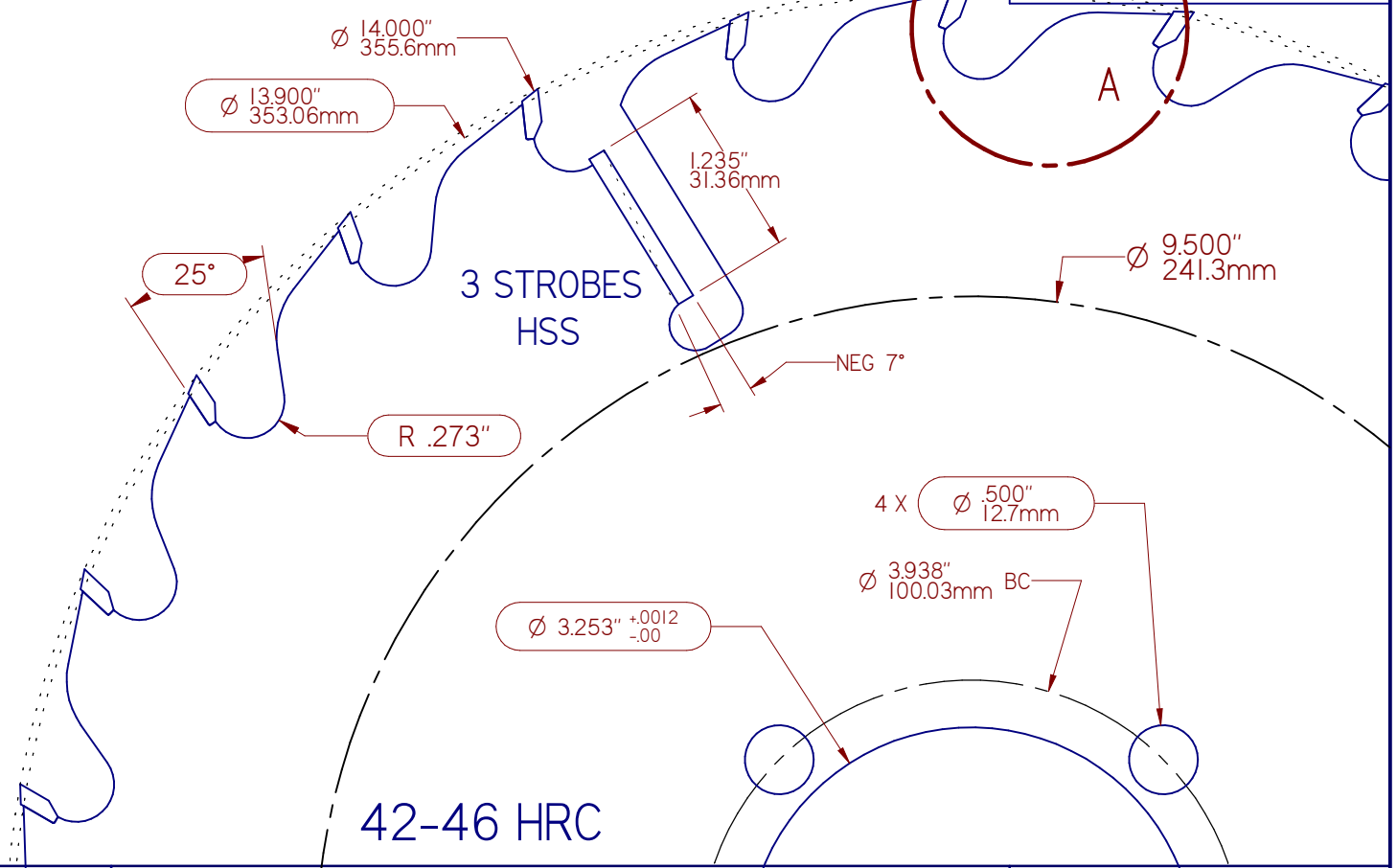
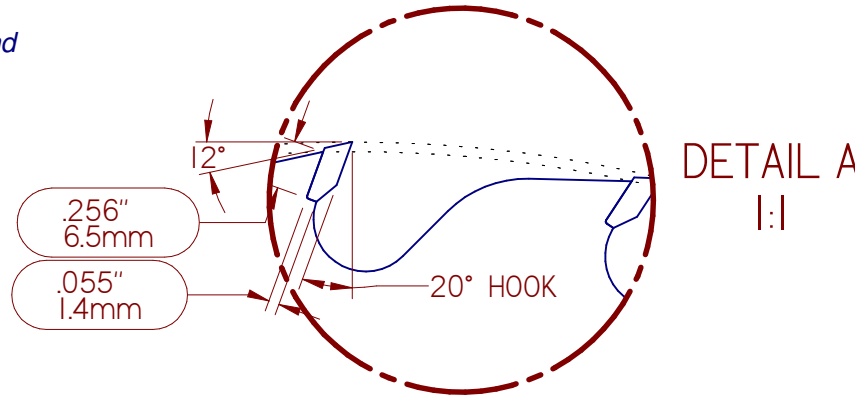



Etching / Finishing Instructions

FINISH	Blackened	<input type="checkbox"/>	Royce//Ayr	<input type="checkbox"/>
	Nickel Plated	<input type="checkbox"/>	Max. RPM	<input type="checkbox"/>
	Sandblasted	<input type="checkbox"/>	Customer	<input checked="" type="checkbox"/>
	Polished	<input checked="" type="checkbox"/>	Description	<input checked="" type="checkbox"/>
SET LABELS:				
Quantity	Date			
ADDITIONAL INFORMATION BELOW <input type="checkbox"/>				



BRAZE WITH SB49
HARD SOLDER



Description: 14" D x 3.253"B x 27+3T x .110" K Custom CT Strob Saw	THIS DRAWING IS THE PROPERTY OF ROYCE//AYR CUTTING TOOLS			Maximum RPM:		
	Code #: 121-ROY-14-S6418	Steel sizes in circles	Profile dimensions unless otherwise marked are ±0.002"			
	Steel: STL-62018-48/50-1854 7 PER	ECN #:	Rev. By:	Drw. By: C.V.	Sheet 1 of 2	
	Carbide: 063-ICE.087		Rev. #:	Date: Dec 10,20	Scale NTS	